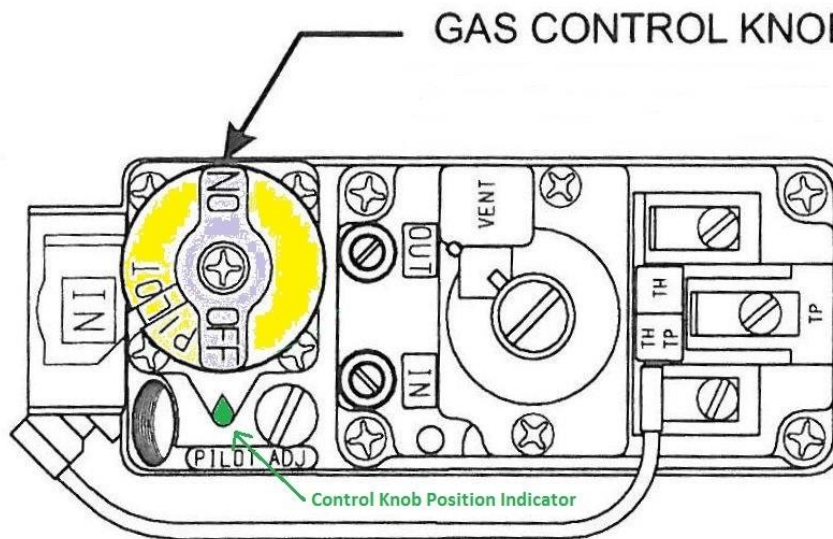


GUIDE TO LIGHTING THE FURNACE

1. Set the Cabin's temperature thermostat (located on left side of furnace) to lowest setting.
2. Remove furnace casing front assembly.
3. Remove the clear glass pilot access cover (secured with wing nuts) located on the combustion chamber. This is where the pilot burner is located.
4. Depress the gas control knob and turn counter-clockwise to "PILOT."
5. While continuing to **Hold Gas Control Knob In**, press Piezo Pilot Igniter (located underneath unit) once every 15 seconds until the pilot flame is detected. (Note - it may take a while for the propane from your tank to purge the entire line of non-combustible air – be patient and continue to hold control knob in.)
6. After the pilot flame has been lit, continue to hold in the control knob for one (1) additional minute.
7. Release the gas control knob and it will pop back up. *The pilot should remain lit.* If it goes out, repeat steps 4 through 6.



Depress Control Knob & turn counter-clockwise to PILOT Position. Continue to HOLD IT IN then light the Pilot (Press Piezo Pilot Igniter located underneath furnace). Continue to depress the Control Knob after pilot has been lit for about 1 minute before releasing Control Knob (Knob will pop back up and Pilot flame should remain lit).


Warning - Only turn Control Knob counter-clockwise to ON Position After Returning and Securing Clear Glass Pilot Burner Access Cover

Note - It may take a while for the gas to purge non-combustible air entirely from the line connecting your propane tank to the furnace before you are able to ignite the pilot flame.

8. Replace pilot burner access cover.
9. Turn gas control knob counterclockwise to "ON."
10. Replace front assembly casing.
11. Set thermostat to desired setting.

CAUTION: Pilot access cover must be kept tightly closed during operation. Refer to full instruction page if you have any questions that are not addressed in this Start Guide.


Furnace Casing Front Assembly



Pilot Burner Access Cover



Gas Control Knob



Piezo

